



Turnover for Maintenance and Repair of Motor Vehicles in Japan

The 26th Voorburg Group Meeting
September 19-23, 2011
Newport, the UK

Mayumi Fujita
Economic Statistics Division
Statistics Bureau of Japan

Contents

1. Definition of service being collected
2. Market conditions and constraints
3. Turnover data method
4. Results of the survey
5. Future plan
6. Summary



1. Definition of service being collected

- Establishments engaged in providing maintenance and repair service of motor vehicles and motorcycles (JSIC* 891)
 - In principle, excluding establishments which provide maintenance as well as selling motor vehicles (except selling on commission)
 - > Wholesale or retail industry

*JSIC : Japan Standard Industrial Classification

1. Definition of service being collected

Classification (JSIC Rev.12)

Section R	Services, n.e.c.
89	Automobile maintenance services
890	Establishments engaged in administrative or ancillary economic activities
8901	Establishments engaged in administrative or ancillary economic activities
891	Automobile maintenance services *
8911	General automobile maintenance services * --> overall maintenance and repair services
8919	Miscellaneous automobile maintenance services * --> partial (body, tire, engine, etc.) maintenance and repair services

* The categories surveyed in the Monthly Survey on Service Industries (MSSI) by the Statistics Bureau of Japan (SBJ)

1. Definition of service being collected

Comparison of industrial classifications

JSIC Rev.12	ISIC Rev.4
R Services, n.e.c.	G Wholesale and retail trade; repair of motor vehicles and motorcycles
8911 General automobile maintenance services	4520 Maintenance and repair of motor vehicles
8919 Miscellaneous automobile maintenance services	[4540 Sale, maintenance and motorcycles and related parts and accessories]

Classification based on service contents
(general or partial)

Classification based on objectives
(motor vehicles or motorcycles)

2. Market conditions and constraints

Scale of maintenance and repair of motor vehicles sector (comparison with the industrial total)

- Number of establishments: 59,323 (0.98%)
 - 99.9% are privately owned establishments
 - 90.9% have less than 10 employees

(Source: 2009 Economic Census for Business Frame by the SBJ.)

- Output : 6.438 trillion yen (0.4%)
Gross value added : 2.937 trillion yen (0.6%)
GVA / Output : 45.6% (GVA/Output for total: 34.4%)

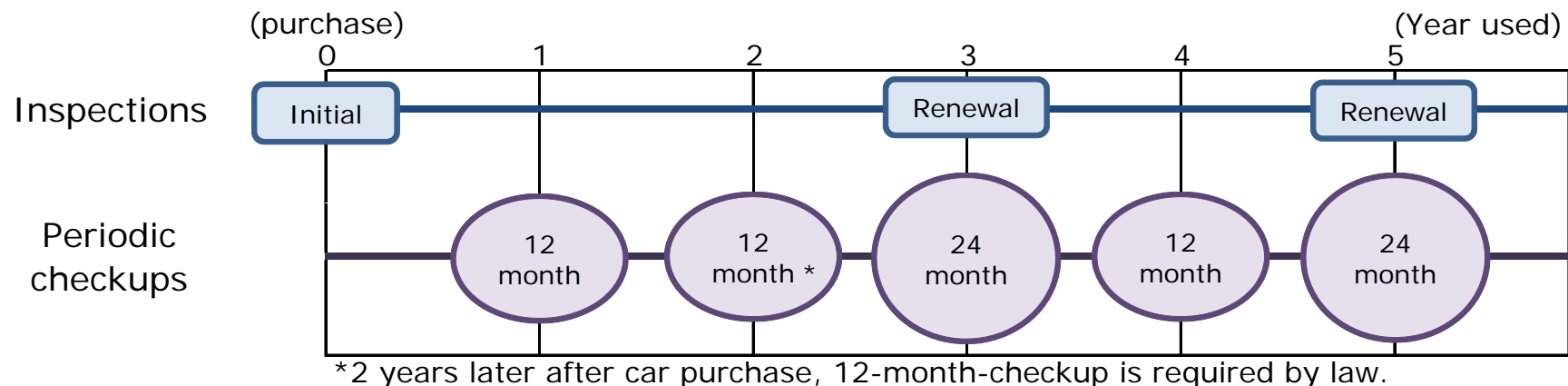
(Source: 2005 IO table by the Ministry of Internal Affairs and Communications, Japan.)

2. Market conditions and constraints

Maintenance system in Japan

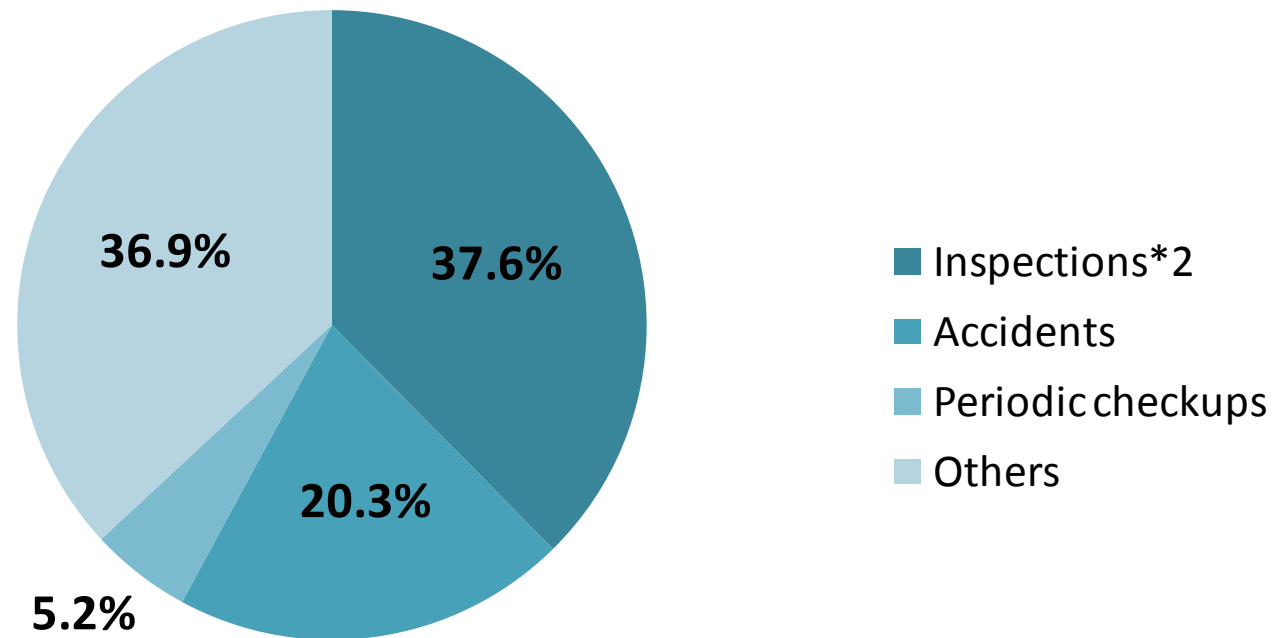
- ❑ Inspections and checkups of motor vehicles are required by law.
- ❑ Most users use authorized car maintenance facilities for inspections and checkups
--> Users pay service fees to facilities

Periods of inspections and periodic checkups for private passenger cars



2. Market conditions and constraints

Turnover by maintenance types^{*1}



*1 Turnover of car maintenance facilities allowed to disassemble cars by the government, including car dealers.

*2 Inspections include periodic checkups conducted at the same time.

(Source: FY2009 survey on automobile assembly and maintenance services by the Ministry of Land, Infrastructure, Transport and Tourism, Japan).



3. Turnover data method

Monthly Survey on Service Industries (MSSI)

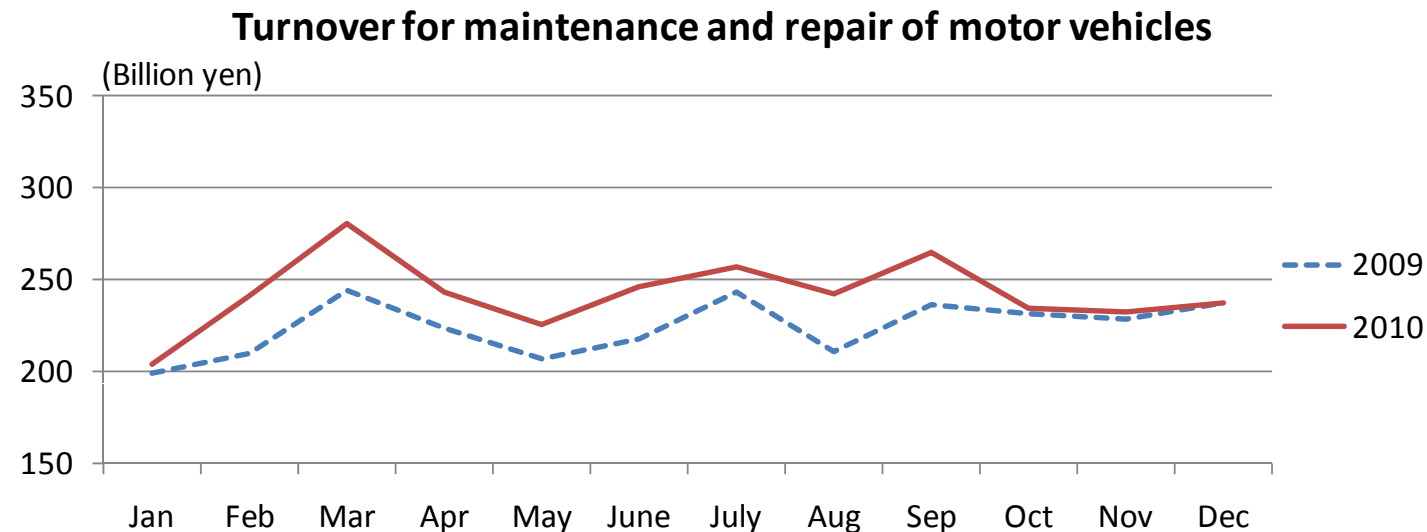
- is a survey with 39,000 sample establishments whose primary industry is service industry
 - 590 sample for maintenance and repair of motor vehicles
 - > includes establishments providing services only within their own enterprises or offering customer services with no turnover*
- collects turnover
 - which includes sales from the main activity (maintenance and repair of motor vehicles) as well as from other economic activities of the establishment
 - > turnover of incidental activities might be underestimated*
 - > turnover includes article sales*



4. Results of the survey



- Preliminary results
 - are released 2 months after the survey month
- Final results
 - are released 5 months after the survey month



(Source: MSSI by the SBJ)

5. Future plan

□ Introduction of benchmark for turnover

- 2012 Economic Census for Business Activities will show turnover of entire industrial sector


□ Review of survey method

- To start a survey on turnover by business activities (top 4 service industry related activities) for each major enterprise
--> to improve the accuracy of MSSI
- To start an annual survey with larger sample
--> to supplement the Economic Census conducted every 5 years from 2012
--> to figure out the regional turnover and the industrial turnover in more detail

6. Summary

- Turnover for maintenance and repair of motor vehicles
 - is released as part of the results of MSSSI
 - will be benchmarked to the results of Economic Census every 5 years from 2012

- Monthly Survey on Service Statistics (MSSSI)
 - is an achievement of turnover statistics
 - is expected to resolve the challenges to provide more reliable turnover statistics



Thank you!
Questions?



総務省統計局
Statistics Bureau,
Ministry of Internal Affairs
and Communications